

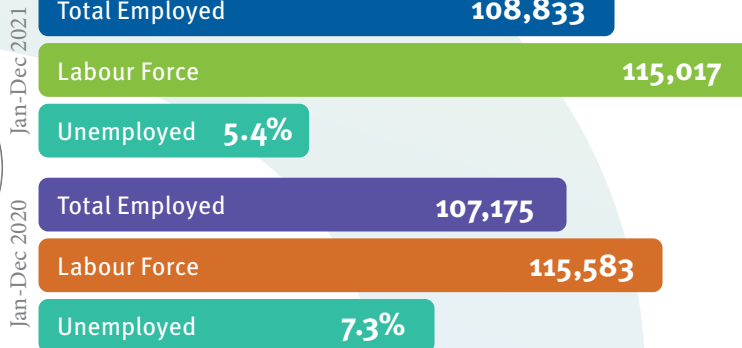
CENTRAL OKANAGAN JOB INDICATORS



The Region's Primary Business Resource | investkelowna.com

LABOUR FORCE

0.5%



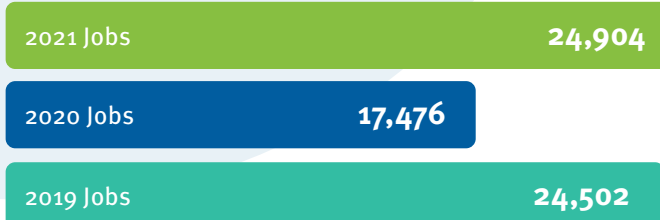
The number of people in the labour force remained relatively steady while the average unemployment rate decreased from 7.3% in 2020 to 5.4% in 2021.

www.investkelowna.com

*Number for Kelowna Census Metropolitan area (Central Okanagan)
*Statistics Canada Labour Survey

JOB POSTINGS

42.5%



Job postings are up 42.5% in 2021 compared to 2020 which is reflective of COVID-19 recovery on the job market.

www.investkelowna.com

*Vicinity Jobs Hiring Demand Report

JOB POSTINGS BY OCCUPATION



# of Postings	%	Change
6,969	28.0%	↑ 44.8%
3,319	13.3%	↑ 43.0%
3,178	12.8%	↑ 38.8%
2,385	9.6%	↑ 139.9%
2,067	8.3%	↑ 28.8%

www.investkelowna.com

*Vicinity Jobs Hiring Demand Report
*Reporting Period Jan - Dec 2021

JOB POSTINGS BY INDUSTRY

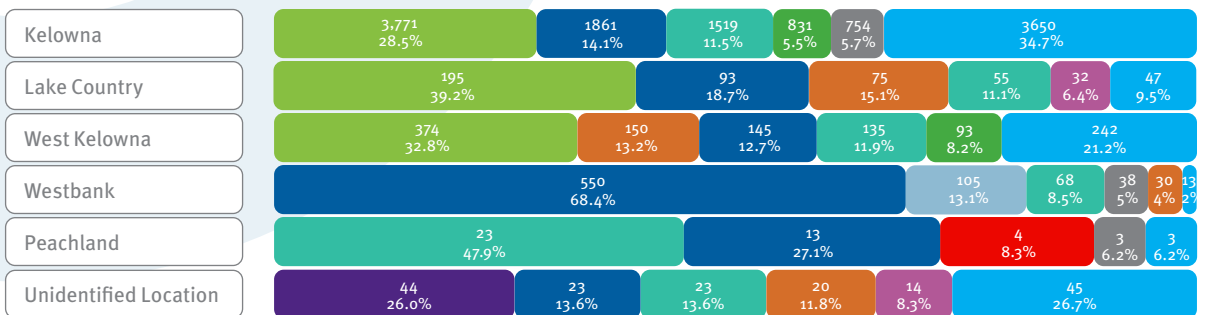


# of Postings	%	Change
3,230	32.7%	↑ 187.4%
1,633	16.5%	↑ 55.7%
1,000	10.1%	↑ 21.5%
616	6.2%	↑ 21.0%
563	5.7%	↑ 45.1%

www.investkelowna.com

*Vicinity Jobs Hiring Demand Report
*Reporting Period Jan - Dec 2021

JOB POSTINGS BY LOCATION BY INDUSTRY



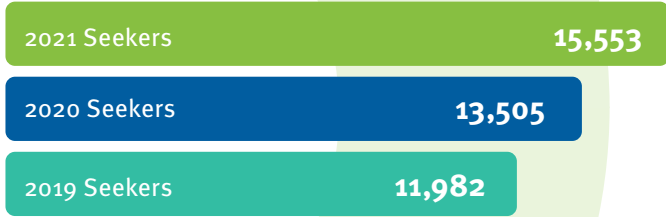
- Retail Trade
- Health Care & Social Assistance
- Accommodation & Food Services
- Educational Services
- Manufacturing
- Finance & Insurance
- Transportation & Warehousing
- Professional, Scientific & Technical Services
- Public Administration
- Wholesale Trade
- Other

www.investkelowna.com

*Vicinity Jobs Hiring Demand Report
*Reporting Period Jan - Dec 2021

JOB SEEKERS

↑ 15.2%



Job seekers, taken from individuals who created a profile in job portals, saw an 15.2% increase in 2021 compared to 2020.

JOB SEEKERS BY OCCUPATION



# of Seekers	%	↑ ↓
4,298	27.6%	↑ 14.2%
2,248	14.5%	↑ 26.1%
1,484	9.5%	↑ 13.3%
1,303	8.4%	↑ 9.7%
610	3.9%	↑ 22.7%

JOB SEEKERS BY INDUSTRY



# of Seekers	%	↑ ↓
1,259	28.6%	↓ 4.9%
822	18.7%	↑ 19.5%
354	8.0%	↑ 19.6%
342	7.8%	↑ 47.4%
298	6.8%	↓ 9.4%

CONNECT WITH US TO LEARN MORE ABOUT THE REGION.



Invest_Kelowna



InvestKelowna



investkelowna



Central Okanagan Economic
Development Commission



www.investkelowna.com

*Real-time labour market information (LMI) is generated by extracting information from publicly available online job postings.

*Labour Force Survey is a sample survey and estimates are subject to both sample survey and non-sampling errors. Due to the relatively small sample size for the Kelowna CMA from which disaggregated data are derived, caution should be used in the interpretation of month-to-month changes in the estimates.