

CENTRAL OKANAGAN ECONOMIC INDICATORS Q2 2017





POPULATION GROWTH

↑ **8.4%**

2016
Population **194,882**

2011
Population **179,839**

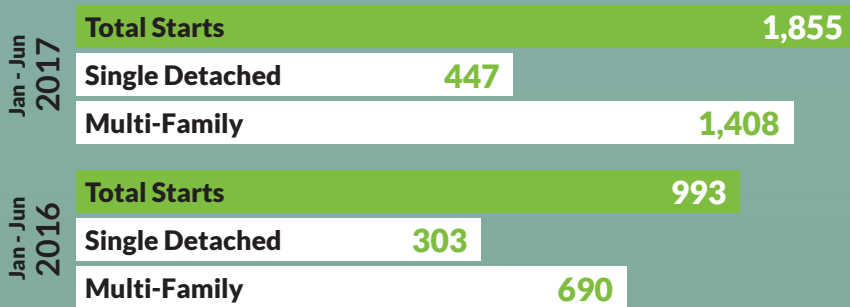
**“The Kelowna CMA
experienced above average
growth at national level in
30-34 year old category with
an increase of 21.8% from
2011 - 2016.”**

* Numbers for Kelowna Census Metropolitan Area (Central Okanagan)
* Statistics Canada Census



HOUSING STARTS

↑ **87%**



“Multi-family units continue to lead the increase in housing starts with 104% growth in the first half of 2017 compared to 2016.”



BUILDING PERMIT VALUES

↑ **6.1%**

	Total	Residential	Non-Residential
J-J 2017	133,663	116,072	17,591
J-J 2016	375,899	277,720	98,179
J-J 2015	274,686	166,118	108,568

“Residential Building Permit values in the Central Okanagan are up 84.5% from Jan-Feb 2016 to Jan-Feb 2017.”

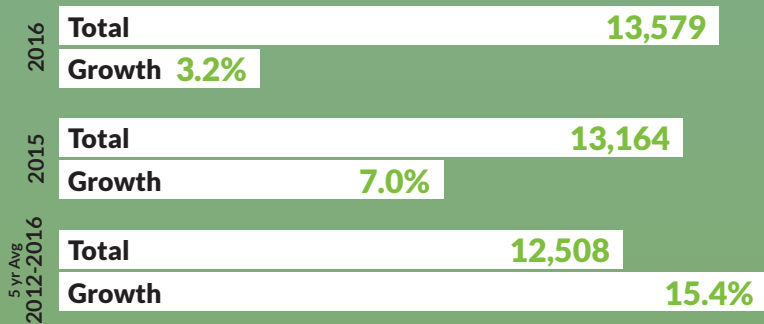
* BC Stats, Building Permits

* Data used is Jan-Jun 2015/2016/2017. Due to election, BC Stats unable to release Q1 2017 data as of June 2017.



BUSINESS LICENSES

↑ **15.4%**




“With business licenses on the rise, the District of Peachland saw the largest percentage increase withing the Region at 8.7%.”



AIRPORT PASSENGERS

↑ **13%**



“For the first half of 2017, YLW has seen a 13% increase in passenger traffic compared to record-breaking 2016 numbers.”



HOUSEHOLD INCOME

 **2.1%**



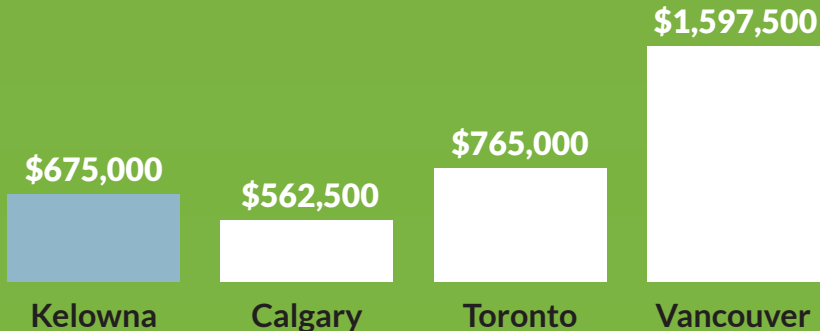
“The Kelowna CMA saw the largest gains in median household income levels in Canada from 2013 – 2014.”

- * Median Household Income Kelowna Census Metropolitan Area (Central Okanagan)
- * Data Accessed Jul 2017. Income Census Release Scheduled for Sep 2017.



MEDIAN HOME PRICE

↑ **23%**




“Kelowna CMA’s median home price continues to trend up, with a 23% increase from the first half of 2016 to 2017.”



AVERAGE RENT (2 Bedroom apartment)

↑ 6%



“The average rent for a 2 bedroom apartment in Kelowna is up 6% in 2016 compared to 2015.”

* CMHC Average Rent 2 Bedroom Apartment – Oct 2016

* Next Data Release Scheduled for Oct 2017

*The statistical data distributed in this document are reproduced from BC Stats, Statistics Canada, CMHC, YLW, RDCO local governments.

*Statistics Canada defines the Kelowna Census Metropolitan Area (CMA) as being identical in area with the Regional District of Central Okanagan.

*Labour Force Survey is a sample survey and estimates are subject to both sample survey and non-sampling errors.

Due to the relatively small sample size for the Kelowna CMA from which disaggregated data are derived, caution should be used in the interpretation of month-to-month changes in the estimates.