

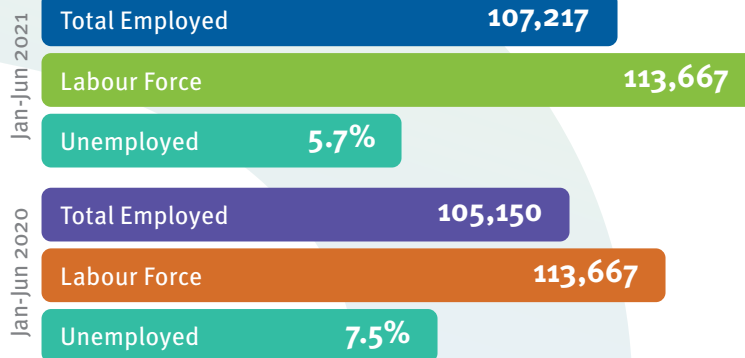
CENTRAL OKANAGAN JOB INDICATORS



The Region's Primary Business Resource | investkelowna.com

LABOUR FORCE

0%




The average number of people in the labour force stayed the same in first two quarters while the number of people employed increased by 1.8%.

www.investkelowna.com

*Number for Kelowna Census Metropolitan area (Central Okanagan)
*Statistics Canada Labour Survey

JOB POSTINGS

↑ 36.8%

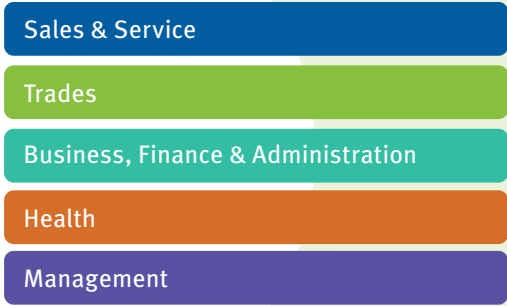


Job postings are up 36.8% in the first half of 2021 compared to 2020 reflective of COVID-19 recovery on the job market.

www.investkelowna.com

*Vicinity Jobs Hiring Demand Report

JOB POSTINGS BY OCCUPATION



# of Postings	%	↑ ↓
3,017	26.6%	↑ 32.6%
1,486	13.1%	↑ 45.3%
1,391	12.3%	↑ 23.3%
1,066	9.4%	↑ 141.7%
942	8.3%	↑ 14.0%

www.investkelowna.com

*Vicinity Jobs Hiring Demand Report
*Reporting Period Jan - June 2021

JOB POSTINGS BY INDUSTRY

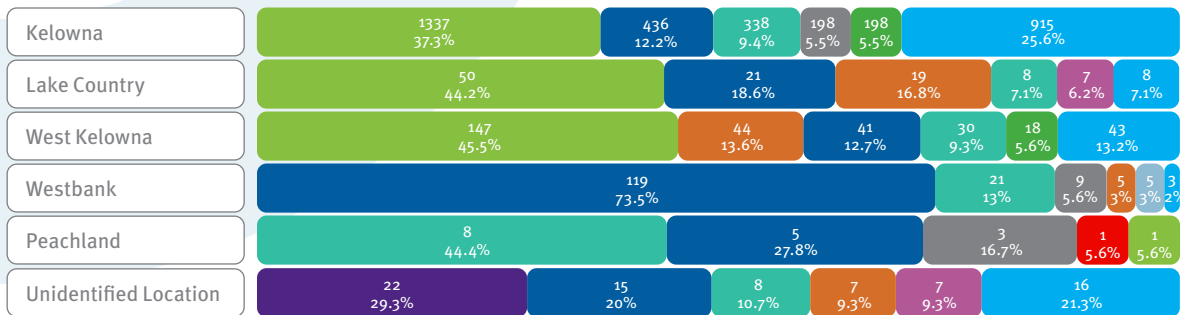


# of Postings	%	↑ ↓
1,538	36.0%	↑ 197.5%
637	14.9%	↑ 27.4%
413	9.7%	↑ 1.0%
272	6.4%	↑ 10.6%
221	5.2%	↑ 6.8%

www.investkelowna.com

*Vicinity Jobs Hiring Demand Report
*Reporting Period Jan - June 2021

JOB POSTINGS BY LOCATION BY INDUSTRY




- Retail Trade
- Health Care & Social Assistance
- Accommodation & Food Services
- Educational Services
- Manufacturing
- Finance & Insurance
- Transportation & Warehousing
- Professional, Scientific & Technical Services
- Public Administration
- Wholesale Trade
- Other

www.investkelowna.com

*Vicinity Jobs Hiring Demand Report
*Reporting Period Jan - June 2021

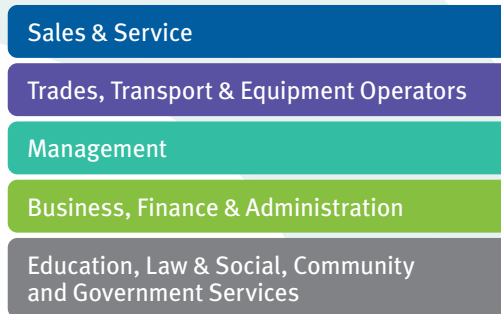
JOB SEEKERS

↑ 19.0%



Job seekers, taken from individuals who created a profile in job portals, saw an increase of 19.0% in the first half of 2021 compared to the same period in 2020.

JOB SEEKERS BY OCCUPATION



# of Seekers	%	↑ ↓
2,415	28.1%	↑ 21.2%
1,231	14.3%	↑ 33.4%
809	9.4%	↑ 21.3%
735	8.6%	↑ 16.9%
331	3.9%	↑ 26.3%

JOB SEEKERS BY INDUSTRY



# of Seekers	%	↑ ↓
696	27.6%	↓ 5.2%
497	19.7%	↑ 36.9%
197	7.8%	↑ 33.1%
183	7.3%	↓ 13.8%
169	6.7%	↑ 37.6%

CONNECT WITH US TO LEARN MORE ABOUT THE REGION.



Invest_Kelowna



InvestKelowna



investkelowna



Central Okanagan Economic
Development Commission



www.investkelowna.com

*Real-time labour market information (LMI) is generated by extracting information from publicly available online job postings.

*Labour Force Survey is a sample survey and estimates are subject to both sample survey and non-sampling errors. Due to the relatively small sample size for the Kelowna CMA from which disaggregated data are derived, caution should be used in the interpretation of month-to-month changes in the estimates.