

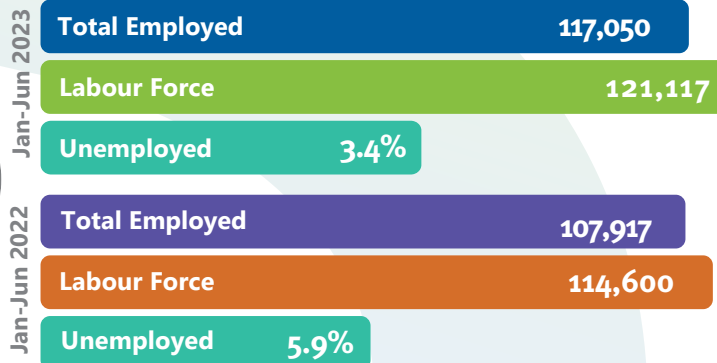
# CENTRAL OKANAGAN JOB INDICATORS



The Region's Primary Business Resource | [investkelowna.com](http://investkelowna.com)

## LABOUR FORCE

**5.7%**



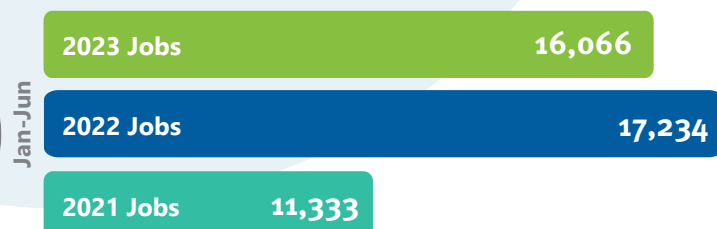
The average number of people in the labour force increased by 5.7% while the number of people employed increased by 8.5%.

[www.investkelowna.com](http://www.investkelowna.com)

\*Number for Kelowna Census Metropolitan area (Central Okanagan)  
\*Statistics Canada Labour Survey

## JOB POSTINGS

**6.8%**



Job postings were down 6.8% in Jan-June 2023 compared to Jan-June 2022. When compared to the same period in 2021, job postings increased by 41.2%.

[www.investkelowna.com](http://www.investkelowna.com)

\*Vicinity Jobs Hiring Demand Report

# JOB POSTINGS BY OCCUPATION



# of Postings	%	↑ ↓	
4,953	30.8%	↓	8.0%
2,614	16.3%	↑	12.4%
2,456	15.3%	↓	3.8%
1,067	6.6%	↓	14.0%
942	5.9%	↑	19.5%

www.investkelowna.com

\*Vicinity Jobs Hiring Demand Report  
\*Reporting Period Jan - Jun 2023

# JOB POSTINGS BY INDUSTRY

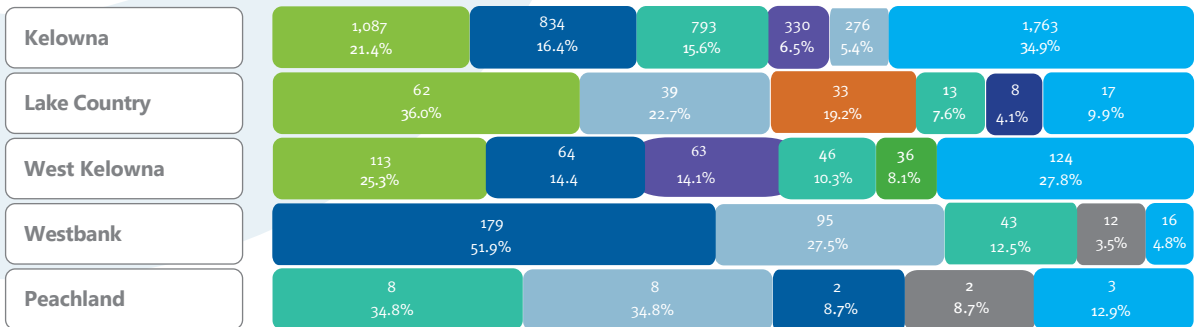


# of Postings	%	↑ ↓	
1,266	20.8%	↓	20.3%
1,087	17.9%	↓	28.4%
904	14.9%	↓	10.7%
447	7.4%	↑	41.0%
399	6.6%	↓	0.7%

www.investkelowna.com

\*Vicinity Jobs Hiring Demand Report  
\*Reporting Period Jan - Jun 2023

# JOB POSTINGS BY LOCATION BY INDUSTRY



www.investkelowna.com

\*Vicinity Jobs Hiring Demand Report  
\*Reporting Period Jan - Jun 2023

# JOB SEEKERS

**↑ 6.3%**



Jan-Jun



The number of job seekers, taken from individuals who created a profile in job portals, increased by 6.3% in Jan-Jun of 2023 compared to the same period in 2022.

# JOB SEEKERS BY OCCUPATION



# of Seekers	% of Total	↑ ↓
3,369	33.2%	↑ 28.0%
1,359	13.4%	↑ 13.3%
1,104	10.9%	↑ 32.7%
557	5.5%	↑ 44.3%
273	2.7%	↓ 1.8%

# JOB SEEKERS BY INDUSTRY



# of Seekers	% of Total	↑ ↓
892	29.9%	↑ 6.4%
592	19.8%	↑ 9.2%
240	8.0%	↑ 22.4%
222	7.4%	↓ 15.9%
209	7.0%	↓ 9.5%

# CONNECT WITH US TO LEARN MORE ABOUT THE REGION.



Invest\_Kelowna



InvestKelowna



investkelowna



Central Okanagan Economic  
Development Commission



**CENTRAL  
OKANAGAN**  
ECONOMIC  
DEVELOPMENT  
COMMISSION

[www.investkelowna.com](http://www.investkelowna.com)

\*Real-time labour market information (LMI) is generated by extracting information from publicly available online job postings.

\*Labour Force Survey is a sample survey and estimates are subject to both sample survey and non-sampling errors. Due to the relatively small sample size for the Kelowna CMA from which disaggregated data are derived, caution should be used in the interpretation of month-to-month changes in the estimates.