

# Central Okanagan Job Indicators

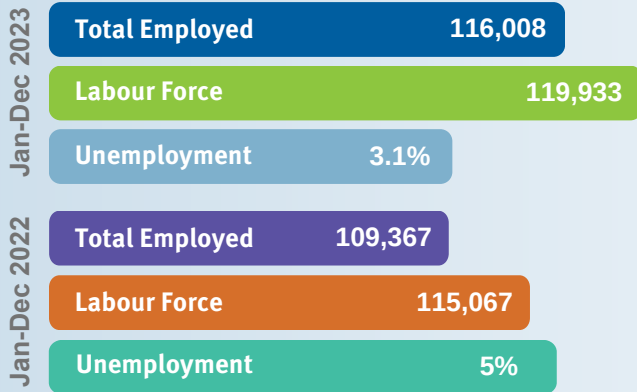
2023




**CENTRAL  
OKANAGAN**  
ECONOMIC  
DEVELOPMENT  
COMMISSION

The Region's Primary Business Resource | [investkelowna.com](https://investkelowna.com)

# Labour Force



 **4.2%**

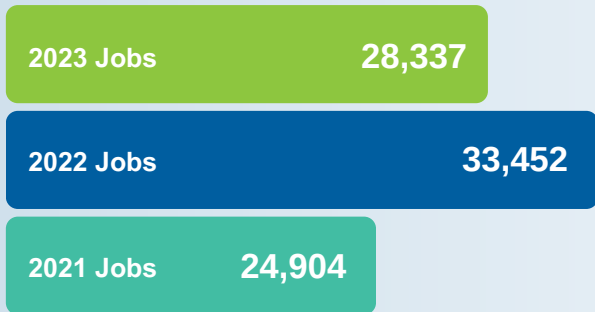
The average number of people in the labour force increased by 4.2% and the number of people employed increased by 6.1%.

# Job Postings

↓ **15.3%**



Jan-Dec 2023



Job postings were down 15.3% in 2023 compared to 2022. When compared to 2021, job postings increased by 13.8%.

# Job Postings by Occupation



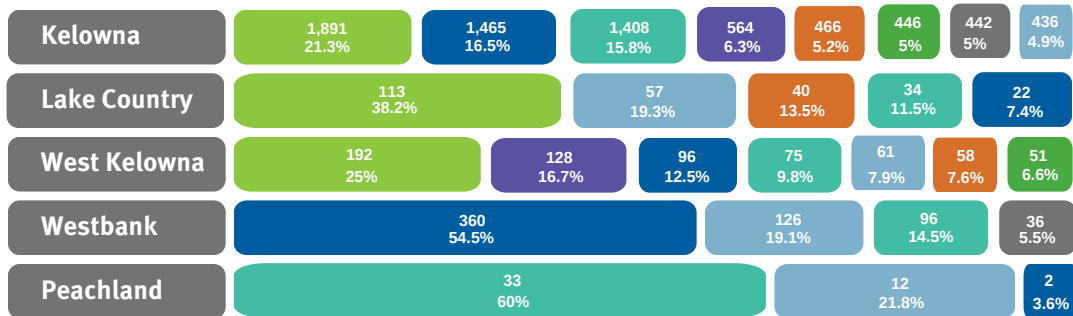
	# of Postings	%	↑ ↓
<b>Sales &amp; Service</b>	8,815	31.1%	↓ 14.6%
<b>Business, Finance &amp; Administration</b>	4,596	16.2%	↑ 1.7%
<b>Trades, Transport &amp; Equipment Operators</b>	4,447	15.7%	↓ 10.3%
<b>Health</b>	1,974	7.0%	↓ 18.6%
<b>Education, Law, Social, Community &amp; Government Services</b>	1,696	6.0%	↑ 2.5%

# Job Postings by Industry



	# of Postings	%	↑ ↓
Health Care & Social Assistance	2,203	20.6%	↓ 28.4%
Retail Trade	1,945	18.2%	↓ 32.9%
Accommodation & Food Services	1,648	15.4%	↓ 17.8%
Educational Services	706	6.6%	↓ 5.4%
Public Administration	693	6.5%	↑ 12.1%

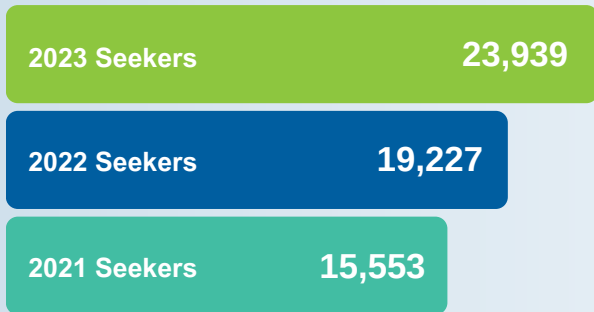
# Job Postings by Location by Industry



# Job Seekers



Jan-Dec 2023



 **24.5%**

The number of job seekers, taken from individuals who created a profile in job portals, increased by 24.5% in 2023 compared to 2022.

# Job Seekers by Occupation



	# of Seekers	% of Total	↑ ↓
Sales & Service	7,795	32.6%	↑ 48.0%
Trades, Transport & Equipment Operators	3,229	13.5%	↑ 28.3%
Business, Finance & Administration	2,685	11.2%	↑ 54.3%
Education, Law, Social, Community & Government Services	1,357	5.7%	↑ 70.5%
Health	679	2.8%	↑ 27.4%



# Job Seekers by Industry



	# of Seekers	% of Total	↑ ↓
Accommodation & Food Services	2,013	30.6%	↑ 25.0%
Retail Trade	1,192	18.1%	↑ 12.6%
Educational Services	537	8.1%	↑ 40.2%
Health Care & Social Assistance	518	7.9%	↑ 2.4%
Manufacturing	455	6.9%	↑ 0.7%



Connect  
with us to  
**Learn More**  
**About the**  
**Region**




InvestKelowna



InvestKelowna



Central Okanagan  
Economic Development  
Commission



[www.investkelowna.com](http://www.investkelowna.com)



**CENTRAL  
OKANAGAN**  
ECONOMIC  
DEVELOPMENT  
COMMISSION

\*Real-time labour market information (LMI) is generated by extracting information from publicly available online job postings.

\*Labour Force Survey is a sample survey and estimates are subject to both sample survey and non-sampling errors. Due to the relatively small sample size for the Kelowna CMA from which disaggregated data are derived, caution should be used in the interpretation of month-to-month changes in the estimates.