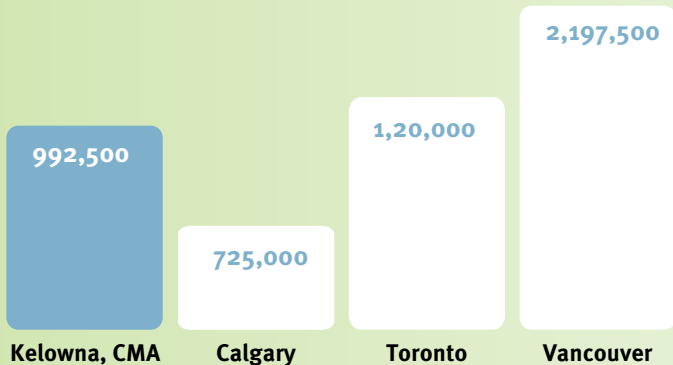




Median New Home Price










The median price of a new home in the region decreased by 24.4% in Q&2024 compared to Q&2023.



Job Postings by Occupation








Jan-Jun

	# of Postings	%	 
Sales & Service	3,873	31.9%	 21.8%
Business, Finance & Administration	1,941	16.0%	 48.5%
Trades, Transport & Equipment Operators	2,036	16.8%	 65.8%
Health	839	6.9%	 57.1%
Education, Law, Social, Community & Government Services	609	5.0%	 35.4%



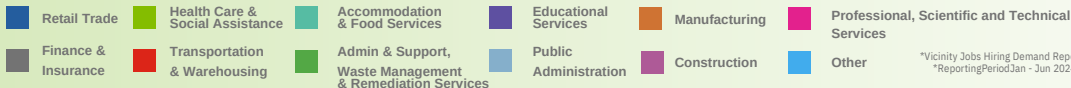
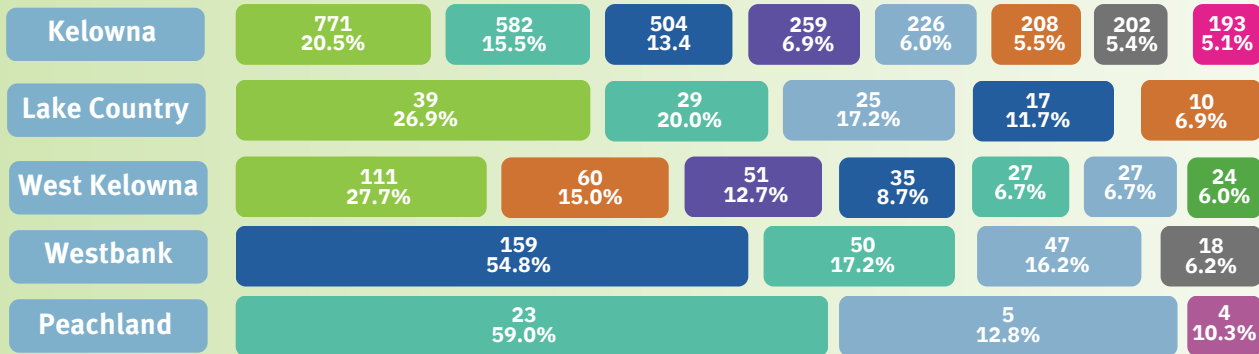
Job Postings by Industry

Jan-Jun

	# of Postings	%	 
Health Care & Social Assistance	923	19.9%	 27.1%
Retail Trade	717	15.5%	 34%
Accommodation & Food Services	711	15.3%	 21.4%
Educational Services	313	6.8%	 27.5%
Public Administration	330	7.1%	 26.2%



Job Postings by Location by Industry



Connect
with us to
**Learn More
About the
Region**



InvestKelowna




InvestKelowna



Central Okanagan
Economic Development
Commission



Invest_Kelowna



www.investkelowna.com



**CENTRAL
OKANAGAN**
ECONOMIC
DEVELOPMENT
COMMISSION

*Real-time labour market information (LMI) is generated by extracting information from publicly available online job postings.

*Labour Force Survey is a sample survey and estimates are subject to both sample survey and non-sampling errors. Due to the relatively small sample size for the Kelowna CMA from which disaggregated data are derived, caution should be used in the interpretation of month-to-month changes in the estimates.